

16

Constructions




Bricks



Cement



Sand



Iron rods



Stone crush



Timber wood

The workmen and their tools



A mason building a wall with a 'kandy'.



A mason plastering with a 'garmala'.



A labourer lifting the soil with a 'spade'.



A painter painting a wall.



A plumber works on pipes and water taps



The carpenter works on the wood



Blacksmith works on iron




Electrician connects electric wires

A few famous buildings of Pakistan



The tomb of Quaid-e-Azam-Karachi



Supreme Court of Pakistan-Islamabad




Minar-e-Pakistan-Lahore



Quaid-e-Azam Residency-Ziarat



Islamia Collage Peshawar



Badshahi Masjid Lahore

There is a purpose in constructing a building. The design of the building is prepared according to its use. That is why every building looks is different from the other.

EXERCISE

1. Answer the following questions:
 - (i) What things are used for the construction of a house?
 - (ii) Why every building looks different from others?
 - (iii) Which people help us in constructing a house?
 - (iv) Name any three famous buildings of Pakistan.
2. Select the correct answer.
 - (i) For what purpose 'kandi' and 'garmala' are used?
 - a. for making a building
 - b. for digging the Earth
 - c. for smoothing of wood.
 - (ii) Where is the tomb of Quaid-e-Azam situated ?
 - a. Lahore b. Karachi c. Quetta
 - (iii) Where are the big disputes decided?
 - a. Wapda House b. Punjab University
 - c. Supreme Court



Activity

- With the help of teacher, gather the information about your favourite buildings.
- Draw pictures of a tree and colour it.

Instructions for the teacher

- Tell the students about the importance of water and forests.
- Tell the students about intensive cutting of trees and wastage of water.